

# Step Down Services

## Appendix A



1 December 2022

# 1. Introduction

1.1 This document has been prepared to profile the demography of service users of Sheffield Health and Social Care NHS Foundation Trust step-down provision before and after the relocation to Beech, 1 Lightwood Lane, Sheffield, S8 8BG, on the 5<sup>th</sup> July 2022.

## 2. Background

2.1 The diversity of the people who access our step-down service is an important consideration for Sheffield Health and Social Care NHS Foundation Trust. We know that some groups experience socio-economic inequality which causes greater vulnerability to experiences of poor mental health. We want to ensure that our services are organised in a way which provides equal access to care and meets the needs of our diverse communities. We have reviewed the ethnic and religious background of service users who have accessed Beech and detailed within this appendix.

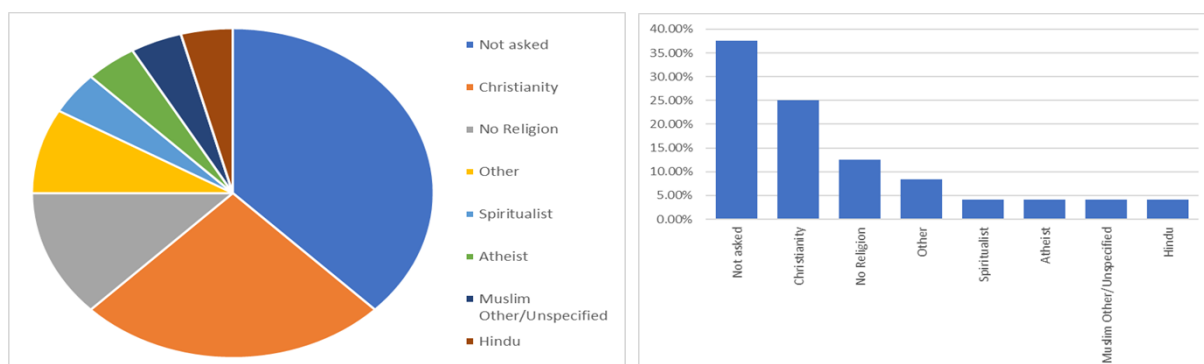
2.2 The new geographical location of our step-down facility is a 3.6 mile distance from its previous location. This location is closer to the home address of some service users and further from the home address of others. The changes in geographical location are partially mitigated through our clinical pathways. All service users who access Beech are conveyed from our hospital wards directly. Service users are not required to travel to and from their home address. In almost all cases, we support service users to return home following their stay at our step down unit. However, service users may be less familiar with the surroundings of Beech if the location is further away from their home. We have reviewed the postcodes of service users who have accessed Beech and detailed within this appendix.

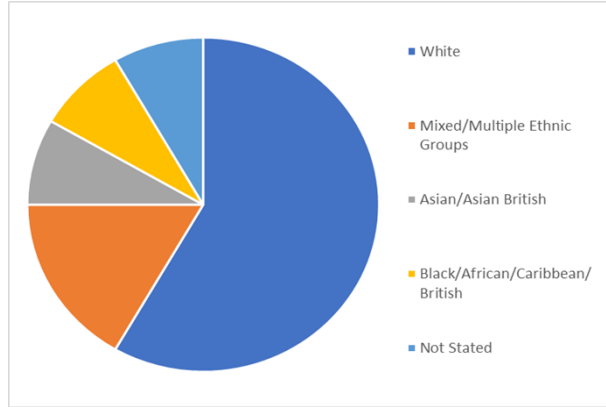
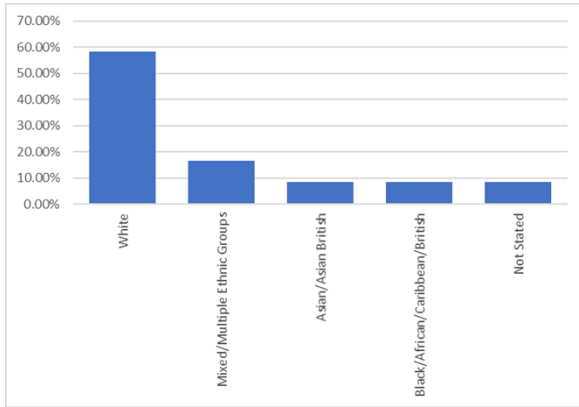
## 3. Demography

3.1 24 service users have accessed Beech since the 5<sup>th</sup> July 2022 – 1<sup>st</sup> December 2022. 65 service users accessed Wainwright Crescent from the 12<sup>th</sup> July 2021 to the 30<sup>th</sup> June 2022. The charts below illustrate the spectrum of ethnic and religious diversity and distance from home.

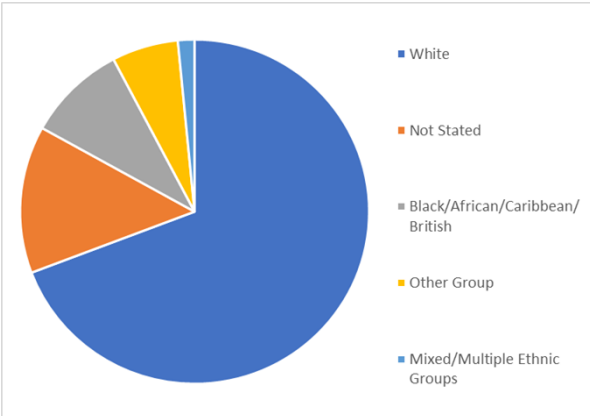
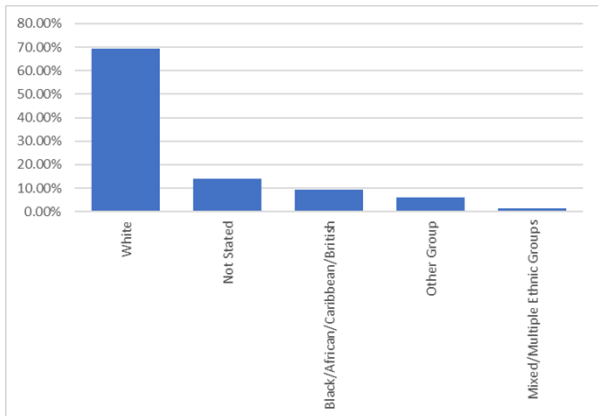
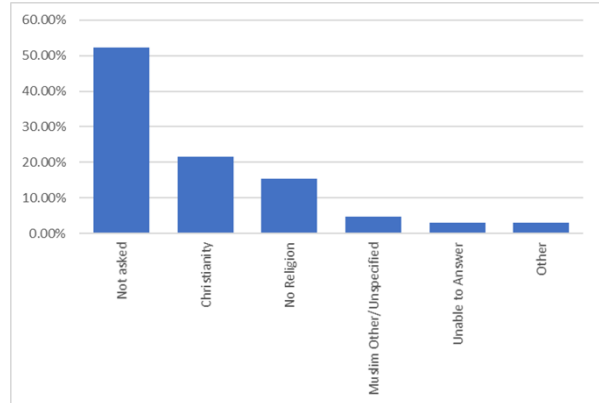
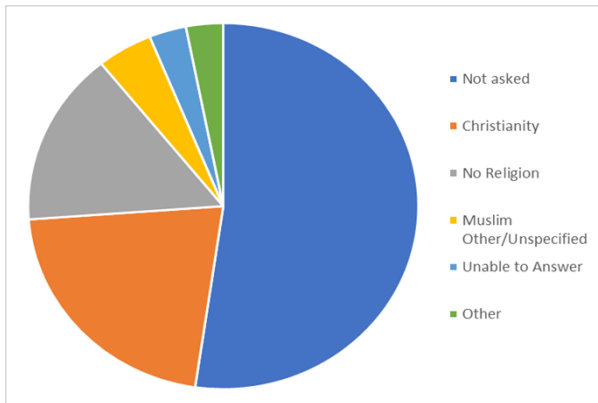
### 3.2 Ethnic and religious diversity

Between 5<sup>th</sup> July 2022 – 1<sup>st</sup> December 2022



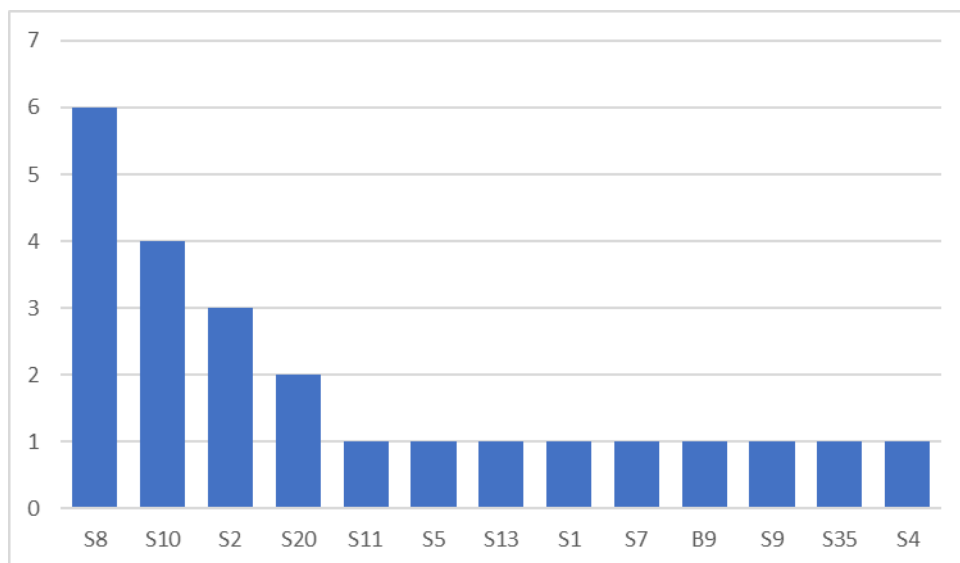


**Between 12<sup>th</sup> July 2021 – 30<sup>th</sup> June 2022**

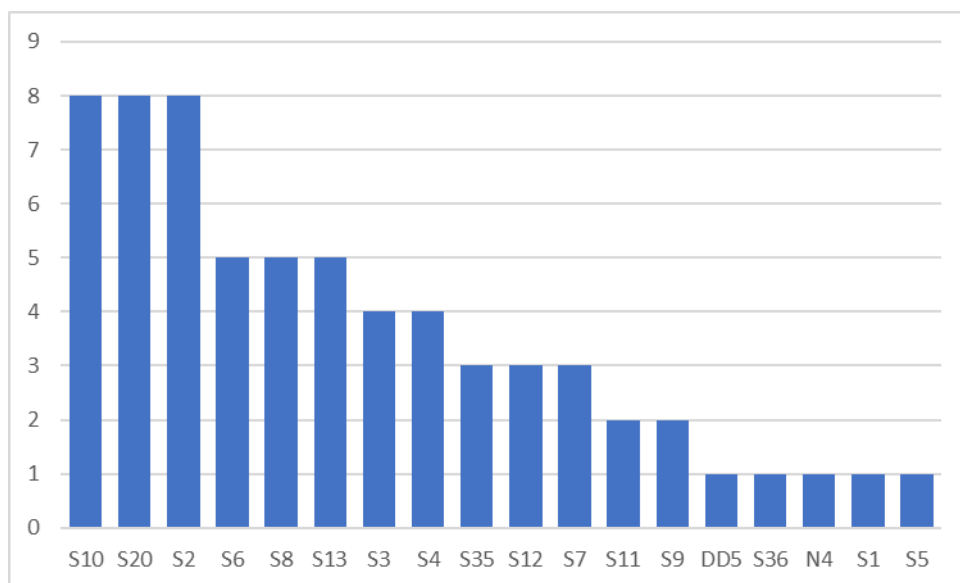


### 3.3 Distance from home

#### 3.4 Between 5<sup>th</sup> July 2022 – 1<sup>st</sup> December 2022



#### 3.5 Between 12<sup>th</sup> July 2021 – 30<sup>th</sup> June 2022



## 4. Analysis

There has been no significant change to the religious beliefs or ethnicity of service users who have accessed our step-down service as a result of the relocation. 45% of service users did not disclose their religious beliefs and 11% did not disclose their ethnic identity. 63% of service users identify as white British and 30% identify as Black Ethnic or Minority Asian. 23% of service users were Christian and 14% identified as either Muslim, Hindu, Spiritualist or Atheist. There is no clear relationship between the home address affecting access to our step-down provision. This may require further analysis over the passing of time.